

SafeNet USB Token Software Installation Instructions

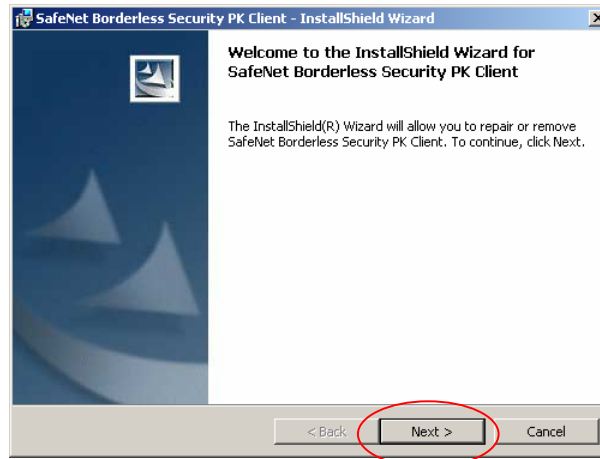
IMPORTANT. PLEASE READ FIRST

Please install the Token Software contained on this CD. This will enable you to sign an Adobe PDF document as this software is required to access your digital certificate stored on the SafeNet USB Token.

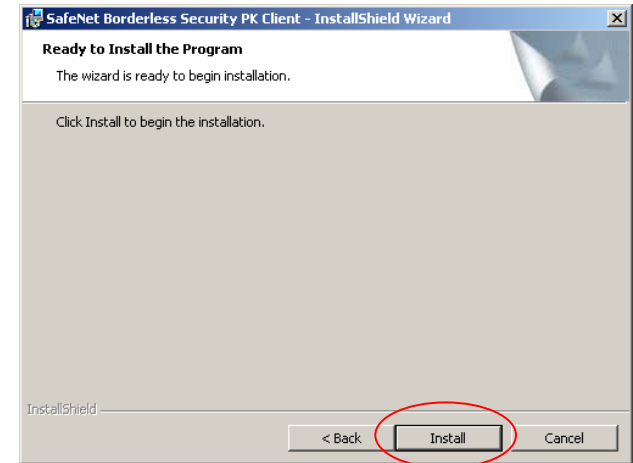
Note: Do not insert the SafeNet USB Token until software installed.

1. Insert CD
2. Run setup.msi
3. Follow the on-screen instructions

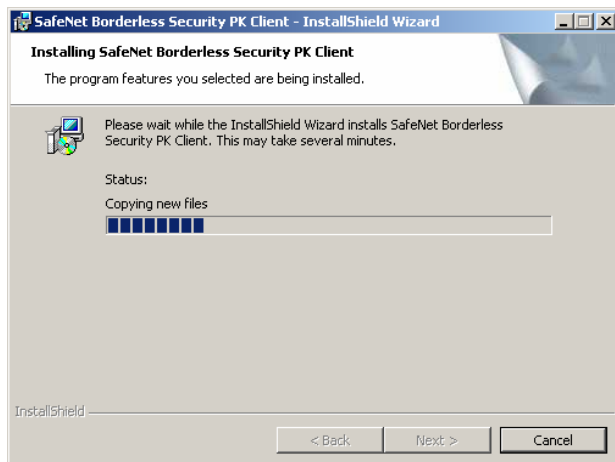
Step 1. Click Next.



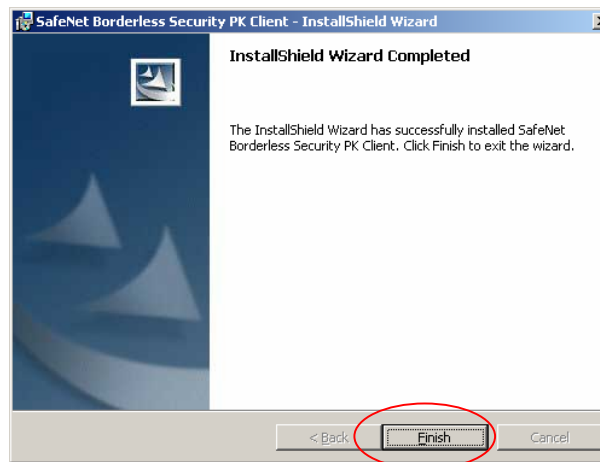
Step 2. Click Install.



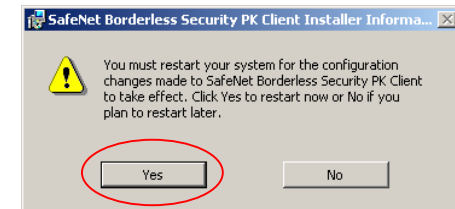
Step 3. This can take a few minutes. Please be patient.



Step 4. Click Finish.



Step 5. Yes, to reboot.



Step 6. It is now safe to insert the SafeNet USB Token